

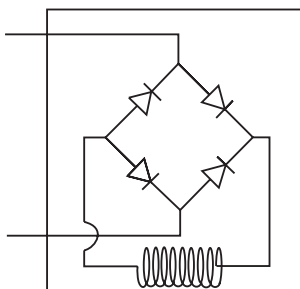
**Features**

- Integral Deutsch connector coil exceeds IP69K standards
- Integral Deutsch connector coil thermal shock dunk test rated
- Universal 50/60 Hz operation
- Waterproof coil hermetically sealed, requires no O-rings or waterproofing kits
- External plated steel flux-carrying band (unlike encapsulated band) enables coil to withstand severe thermal shocks without cracking
- Symmetrical coil can be reversed without affecting performance

**Specifications**

<b>Coil Type</b>	<b>S</b> Standard <b>P</b> Puissant
<b>Nominal Wattage (See Ordering Information For Exact Wattage)</b>	<b>S</b> 14 Watts <b>P</b> 19 Watts
<b>Duty Cycle</b>	Continuous @ 100% voltage
<b>Magnetic Wire Insulation Class</b>	'N' Rated at 200°C (392°F)
<b>Temperature Range</b>	-40°C to +200°C (-40°F to +392°F)
<b>Temperature Rise At Nominal Voltage And Natural Ventilation</b>	<b>S</b> 75°C (135°F) <b>P</b> 95°C (172°F)
<b>Dielectric Strength Maximum Current Leakage (Amps)</b>	.0005 In dry lab condition at 1000V AC for 30 seconds .001 After being immersed in 23°C (77°F) water with waterproof connector for 24 hours at 500V AC
<b>Encapsulating Material</b>	Glass filled rynite
<b>Color Identification On The Terminal Boss</b>	<b>S</b> Black Ring <b>P</b> Red Ring
<b>Weight</b>	0.20 kg (0.44 lbs.)

**AC Coil Assembly**



**Ordering Information**

<b>CC</b>	<input type="checkbox"/>	<input type="checkbox"/>	<input type="checkbox"/>
<b>Super Coil 1/2" I.D.</b>	<b>Wattage</b>	<b>Voltage</b>	<b>Termination</b>

Code	Wattage
<b>S</b>	Standard
<b>P</b>	Puissant

Code	Voltage	Watts		Amps		Ohms**	
		S	P	S	P	S	P
<b>012*</b>	12 VDC	14	19	1.15	1.58	10.43	7.58
<b>024*</b>	24 VDC	14	19	0.58	0.79	41.74	30.30
<b>115*</b>	115 VAC	16	19	0.17	0.20	680	576

\*Standard Voltages      \*\*Resistance ±10% at 68°F

Code	Termination
<b>*C</b>	Double Lead Wire with Conduit Connector (AC Only)
<b>*D</b>	DIN 43650 (AC or DC, Supplied without DIN Connector)
<b>*H</b>	Integral Deutsch
<b>*HSN</b>	Integral Deutsch with Anti-vibration ring
<b>*HSZN</b>	Integral Deutsch with Anti-vibration ring and Zener Diode
<b>*L</b>	Double Lead (DC Only)
<b>*S</b>	Double Spade (DC Only)

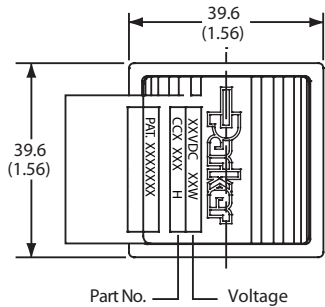
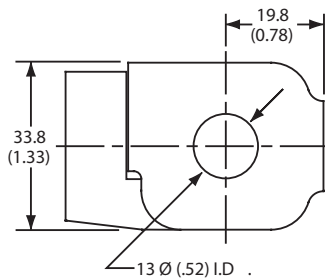
\*UL listed 12/24 VDC only.

Note: Additional voltages and other terminals are available. Some coils are UL approved. For details please consult factory.

DIN Female Mating Connector: See page CE2

Deutsch Mating Connector: # DT06-2S

**Terminal Styles and Dimensions**



<p><b>S - Double Spade</b></p>	<p><b>L - Double Lead</b>          18 gauge 457mm 18" long          black color</p>	
<p><b>C - Double Lead</b>          Conduit (1/2" NPTF )          18 gauge 457mm 18" long, black color</p>	<p><b>HSN - Integral Deutsch</b>          with Anti-Vibration Ring</p> <p><b>HSZN - Integral Deutsch</b>          with Anti-Vibration Ring          and Zenner Diode</p> <p><b>H - Integral Deutsch</b>          DT04 - 2P - EP04          (+ and - metered)</p>	<p><b>D - DIN 43650</b>          (ground wire on AC only)</p>

**NOTES:**

1. The standard A.C. coil includes a molded-in full wave rectifier rated for 800 peak reverse voltage.
2. All P Puissant (high wattage) coils use a red ring as an indication marker on the terminal boss.



CV
Check Valves
SH
Shuttle Valves
LM
Load/Motor Controls
FC
Flow Controls
PC
Pressure Controls
LE
Logic Elements
DC
Directional Controls
MV
Manual Valves
SV
Solenoid Valves
PV
Proportional Valves
CE
Coils & Electronics
CB
Cartrpak Bodies
BC
Bodies & Cavities
TD
Technical Data